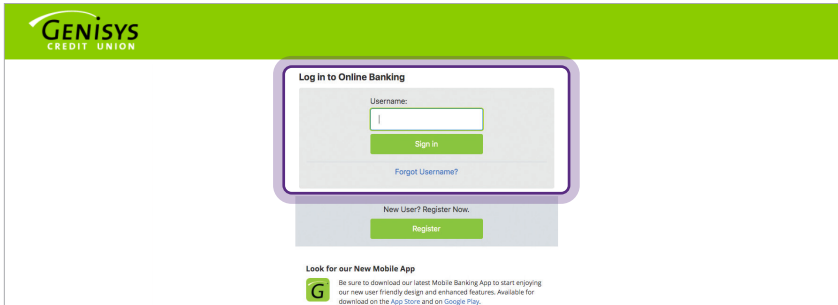


HOW TO LOG IN



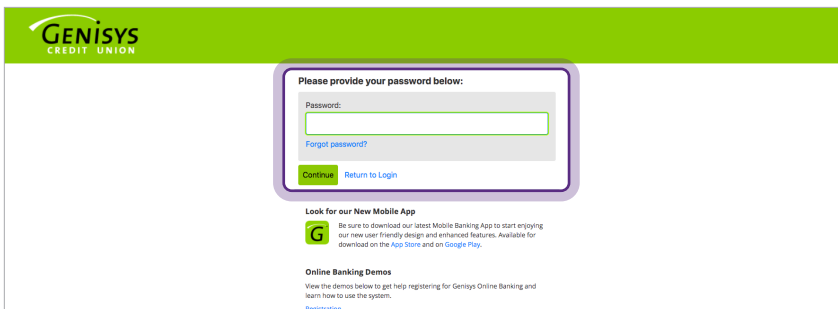
STEP 1: ENTER USERNAME



If you are not already on the login page, go to www.genisyscu.org. Click Login in the upper-right of the homepage.

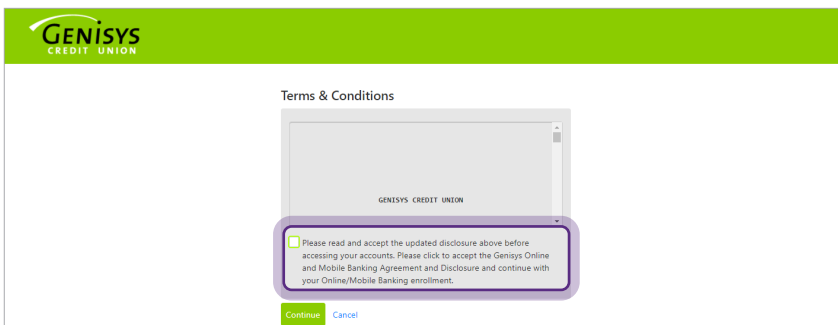
1. To login, you will need to **enter your username** you created during the registration process.
2. Click **Sign in**.

STEP 2: ENTER PASSWORD



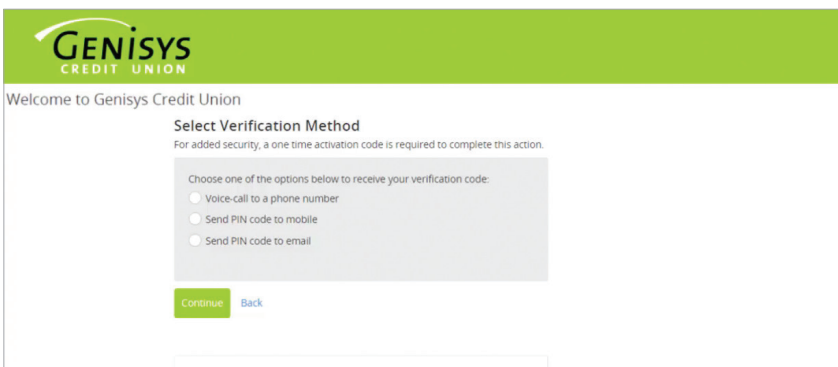
1. Next, you will **enter your password**.
2. Select **Continue**.

STEP 3: TERMS & CONDITIONS



1. **Review the terms and conditions**.
2. **Check the box** to accept the terms and conditions.
3. Click **Continue**.

STEP 4: SELECT VERIFICATION METHOD



For added security, a one time activation code is required to complete this action. As a user, you will be asked to complete the verification process one time, per browser you are using to access the system.

1. On Select Verification Method screen, **choose one of the options** presented to receive your verification code.
2. Select **Continue**.

STEP 5: SPECIFY CODE DELIVERY METHOD

GENISYS
CREDIT UNION

Select Phone Number

We will send a one time activation code, by text message, to the phone number we have on file for your account. If the phone number shown is not accurate, please attempt another verification method or contact Genisys at 1-800-521-8440.

Choose one of the phone number options below:

- Send to (***) ***-7453
- Send to (***) ***-7645

[Continue](#) [Back](#)

1. Select where you would like to receive the code. **Choose one of the options presented.**

Note: *If the contact information shown is not accurate, please attempt another verification method or contact Genisys at 1-800-521-8440 x5.*

2. Click **Continue**.

STEP 6: ENTER CODE

GENISYS
CREDIT UNION

Welcome to Genisys Credit Union

Enter PIN Code

Please enter the activation code that was sent to you at (***) ***-729.

Enter activation code:
0457480

[Submit](#) [Back](#)

Online Banking Demos

9:51
LTE
Today 9:39 AM
(***-***-597)
Greetings! Please enter the following PIN where prompted:
0457480

1. Finally, retrieve the code from the method you selected and **enter the code** on the screen.

2. Select **Submit**.

This allows access to our Online Banking system.